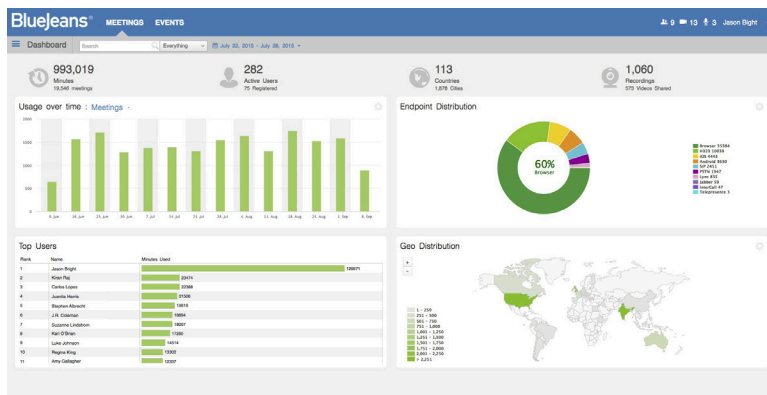


# BlueJeans Command Center

Service Intelligence, Live Meeting Control, and ROI Metrics for your BlueJeans Deployment

With the transition from on-premises video conferencing equipment to cloud-hosted solutions, IT administrators need to deliver video collaboration solutions, but often lack the service intelligence they need to measure adoption and utilization, identify and solve problems, and make informed decisions. BlueJeans puts IT in control with Command Center, an interactive dashboard that delivers service intelligence derived from more than 70 performance metrics for every BlueJeans meeting and Primetime event.

Every BlueJeans service plan includes access to the Command Center dashboard, ROI calculator, and historical reports. The Command Center Pro upgrade adds live meeting control, real-time meeting metrics, and the ability to export data for analysis in third-party business intelligence solutions.



*Powered by more than 70 meeting, endpoint, and network metrics, BlueJeans Command Center features an interactive dashboard and detailed drill-down reports.*

## Standard Command Center Features

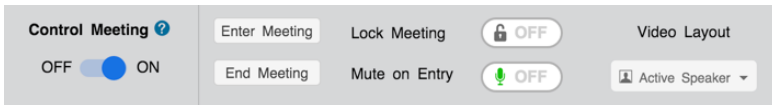
- **Deployment Dashboard.** See status, utilization, and geographic distribution at-a-glance.
- **ROI Calculator.** Measure reductions in carbon emissions and travel expenses
- **Historical Reports.** Performance metrics for every meeting, event, endpoint, and participant
- **Instant Access.** Deployment-wide reports with nothing to install or maintain

## Get More with Command Center Pro

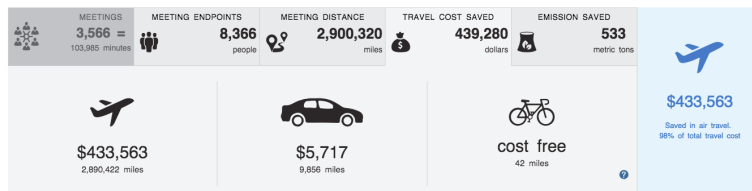
- **Real-Time Meeting Metrics.** Display metrics like host names, size, and recording status for every live meeting
- **Live Meeting Control.** Monitor and moderate important meetings from any location to manage the meeting experience for every participant.
- **Real-Time Quality Metrics.** Graph quality metrics like bitrate, jitter, and packet loss for every active link
- **Data Export.** Export data in CSV format for further analysis



Assess detailed video, audio, and content quality metrics for any participant in every meeting.



Manage, support, and moderate any live meeting in progress.



Measure and report on successful reductions in travel expenses and carbon emissions

**Try BlueJeans provided by Qconferencing today for free!**

## Command Center Puts IT in Control

- **Status At-a-Glance.** Dynamic charts and graphs depict user adoption rates, geographical distribution, and resource utilization.
- **Monitor and Secure.** Lock any live meeting and remove any participant to ensure privacy and security
- **White Glove Service.** Push layouts, mute/unmute audio and video, and monitor QoE metrics for every participant
- **Resource Planning.** Identify trends to make proactive investments in network resources, user training, and service capacity.
- **Troubleshooting.** Respond to support requests in real time, identify service exceptions, and conduct root cause analysis to identify problematic endpoints, network connections, or locations.
- **Return on Investment.** Quantify reductions in travel and carbon emissions, and track adoption by user and location.

## Great Minds Love BlueJeans



### About BlueJeans

At BlueJeans Network, our mission is to make video communications as easy and pervasive as audio communications, enabling more effective collaboration at work, at home, and on the road. Our cloud-based conferencing service makes this possible by enabling customers to connect with each other seamlessly anytime, anywhere, and from practically any device.